






IMBA AUSTRALIA MOUNTAIN BIKE TRAIL DIFFICULTY RATING SYSTEM

	Very easy  White Circle	Easy  Green Circle	Intermediate  Blue Square	Difficult  Single Black Diamond	Extreme  Double Black Diamond
Description	Likely to be a fire road or wide single track with a gentle gradient, smooth surface and free of obstacles. Frequent encounters are likely with other cyclists, walkers, runners and horse riders.	Likely to be a combination of fire road or wide single track with a gentle gradient, smooth surface and relatively free of unavoidable obstacles. Short sections may exceed these criteria. Frequent encounters are likely with walkers, runners, horse riders and other cyclists.	Likely to be a single trail with moderate gradients, variable surface and obstacles.	Likely to be a challenging single trail with steep gradients, variable surface and many obstacles.	Extremely difficult trails will incorporate very steep gradients, highly variable surface and unavoidable, severe obstacles.
Suitable for	Beginner/ novice cyclists. Basic bike skills required. Suitable for most bikes.	Beginner/ novice mountain bikers. Basic mountain bike skills required. Suitable for off-road bikes.	Skilled mountain bikers. Suitable for mountain bikes.	Experienced mountain bikers with good skills. Suitable for better quality mountain bikes.	Highly experienced mountain bikers with excellent skills. Suitable for quality mountain bikes.
Fitness Level	Most people in good health.	Most people in good health.	A good standard of fitness.	Higher level of fitness.	Higher level of fitness.
Trail Width	Two riders can ride side by side.	Shoulder width or greater.	Handlebar width or greater.	Can be less than handlebar width.	Can be less than handlebar width.
Trail Surface and obstacles	Hardened with no challenging features on the trail.	Mostly firm and stable. Trail may have obstacles such as logs, roots and rocks.	Possible sections of rocky or loose tread. Trail will have obstacles such as logs, roots and rocks.	Variable and challenging. Unavoidable obstacles such as logs, roots, rocks drop-offs or constructed obstacles.	Widely variable and unpredictable. Expect large, committing and unavoidable obstacles.
Trail Gradient	Climbs and descents are mostly shallow.	Climbs and descents are mostly shallow., but trail may include some moderately steep sections.	Mostly moderate gradients but may include steep sections.	Contains steeper descents or climbs.	Expect prolonged steep, loose and rocky descents or climbs.