

Camping fees

Camping fees must be paid for each person for every night they stay. Entrance fees must also be paid, (if they apply) but only on the day you arrive. Parks with entrance fees are listed in this brochure.

For example, two adults camping at Cape Le Grand National Park for four nights will pay:

2 adults x 4 nights x \$10 per adult per night plus \$12 entrance = \$92

If you hold a park pass you only need to pay for camping.

For information on campgrounds and camp site bookings visit parkstay.dpaw.wa.gov.au.

Camping fees for parks and State forest

Without facilities or with basic facilities

- Adult \$7.50
- Concession cardholder per night (see `Concessions`) \$5.50
- Child per night (aged 6 to 15 years) \$2.20

With facilities such as ablutions or showers, barbeque shelters or picnic shelters

- Adult per night \$10
- Concession cardholder per night (see `Concessions`) \$6.60
- Child per night (aged 6 to 15 years) \$2.20

King Leopold Ranges Conservation Park, Purnululu (Bungle Bungle) and Windjana Gorge national parks

- Adult per night \$12
- Concession cardholder per night (see `Concessions`) \$8.80
- Child per night (aged 6 to 15 years) \$2.20

Dirk Hartog Island National Park

- Adult per night \$19
- Concession cardholder per night (see `Concessions`) \$13.50
- Child per night (aged 6 to 15 years) \$2

Karijini National Park

Camping facilities are available at Dales Gorge campground. Karijini Eco Retreat is privately managed and open to visitors. Separate fees apply. For more information contact the Karijini Visitor Centre on (08) 9189 8121.

Goldfields Region

For information on camping site locations and reservations, please contact the Kalgoorlie office on (08) 9080 5555.

Aircraft landing fees

Daily landing fees apply for occupants of aircraft landing in parks on declared aircraft landing areas. Please contact the local Parks and Wildlife office for details before your visit.

- Each person aged 6 years or over (other than pilot and crew of tour aircraft) \$11

Attraction fees

Please note that park passes do not apply to the following managed attractions.

Tree Top Walk

Open daily 9am to 4.15pm. Extended hours 8am to 5.15pm from 26 December to 26 January. Closed Christmas Day and during hazardous conditions.

- Adult \$21
- Concession cardholder (see `Concessions`) \$15.50
- Child (aged 6 to 15 years) \$10.50
- Family (2 adults, 2 children) \$52.50

No charge to walk the Ancient Empire.

Geikie Gorge National Park boat trip

Boat trips depart at various days and times from the end of April to November. Please check departure times with the department's Broome office on (08) 9195 5500.

- Adult \$45
- Concession cardholder (see `Concessions`) \$32
- Child (aged 6 to 15 years) \$12
- Family (2 adults, 2 children) \$100

Dryandra Woodland

Fully guided night tours of Barna Mia animal viewing enclosure on Mondays, Wednesdays, Fridays and Saturdays. Closed on public holidays. Please book before 4pm on (08) 9881 9200. If booking a Saturday tour on the day of the tour phone (08) 9881 2064.

- Adult \$20
- Concession cardholder (see `Concessions`) \$15.50
- Child (aged 6 to 15 years) \$10
- Family (2 adults, 2 children) \$50

Monkey Mia Conservation Park

All funds collected are used for the management of the dolphins and park facilities. Dolphin experiences can occur up to three times a day between 8am and 12pm. It is best to arrive at 7.45am.

- Adult \$12 per day or \$18 per month
- Concession cardholder (see `Concessions`) \$9 per day or \$15 per month
- Child (aged 6 to 15 years) \$4.50 per day or \$7.50 per month
- Family (2 adults, 2 children) \$28.50 per day or \$43.50 per month

For more information contact any Parks and Wildlife office, phone the information line on (08) 9219 9000 or visit dpaw.wa.gov.au.



Department of
Parks and Wildlife



This publication is available in alternative formats on request.
Information current at September 2016.

Park visitor fees



Department of
Parks and Wildlife



PARKS
FOR
PEOPLE

Park entrance fees

There's no better way to discover the beauty and diversity of Western Australia than to explore its world-class parks. Visitor fees apply at many of these parks, so you may wish to purchase one of the passes described below. These passes save you time and money, and by buying one you will be making a valuable contribution to the management of these special areas.

Which parks have entry fees?

North West: King Leopold Ranges Conservation Park and Karijini, Millstream Chichester, Mirima, Mitchell River, Purnululu (Bungle Bungle), Tunnel Creek and Windjana Gorge national parks.

Coral Coast: Cape Range, François Péron, Kalbarri, Lesueur and Nambung (Pinnacles) national parks.

Around Perth: Avon Valley, John Forrest, Serpentine, Walyunga and Yancheper national parks and Lane Poole Reserve.

Golden Outback: Cape Arid, Cape Le Grand and Stokes national parks.

South West: D'Entrecasteaux, Fitzgerald River, Gloucester, Greater Beedelup, Porongurup, Shannon, Stirling Range, Torndirrup, Warren and West Cape Howe national parks and Two Peoples Bay Nature Reserve.

Please note, entry fees apply at, but are not limited to, the above parks.







Cover image: The Perth Hills Discovery Centre campground.
Above: Kalbarri National Park. Photos – Tourism WA






Which pass do I need?

One of the following passes is required to enter parks in WA where entry fees apply. All prices include GST.

The **Day Entry Pass** provides entry to a park for a day visit (more than one park may be visited on the same day using the pass purchased that day). The pass can be purchased at a park entry point.

-  \$12 per vehicle (up to 12 legally seated people).
-  \$6 per vehicle (up to 12 legally seated people) for concession cardholders (see 'Concessions').
-  \$6 per motorcycle
-  \$5.50 per passenger or \$1.70 per concession cardholder (see 'Concessions') in a vehicle with more than 12 occupants but not on a commercial tour.

Free entry applies if you walk or cycle into a park.

- **The Holiday Pass** provides unlimited entry to all parks for up to four weeks.
 -  \$44 per vehicle (up to 12 legally seated people).
- **The Annual All Parks Pass** provides unlimited entry to all WA parks for 12 months.
 -  \$88 per vehicle (up to 12 legally seated people).
 -  \$55 per vehicle (up to 12 legally seated people) for concession cardholders (see 'Concessions').
- **The Goldstar Pass** combines an Annual All Parks Pass with an annual subscription to *LANDSCOPE* magazine.
-  \$110 per vehicle (up to 12 legally seated people).
- **The Annual Local Park Pass** for local residents and rate payers only, provides unlimited entry to one park (or a group of local parks) for 12 months.
 -  \$22 per vehicle (up to 12 legally seated people).

These passes are not valid for entry into the Avon Descent; Calgardup, Giants, Crystal or Cabaret caves; Araluen Botanic Park; Dryandra Woodland; Geikie Gorge boat trip; Monkey Mia Conservation Park; Penguin Discovery Centre; Perth Observatory or Tree Top Walk.

Park passes are for entrance fees only. Separate fees apply for camping. Two vehicles can be included in the same pass but only one vehicle can be used in parks at a time.

Where are passes available?

Day entry passes are available at park entry points.

WA is a big state and it is not possible to staff all park entry points. Please follow the instructions to pay your fees at parks that are not staffed.

All other passes are available at most Parks and Wildlife offices, selected tourist outlets and retail stores, and from shop.dpaw.wa.gov.au. To purchase over the phone or for details of your nearest park pass outlet, phone **(08) 9219 9000**.

Concessions

Holders of the following Australian-issued cards are entitled to the specified concession passes, camping or attraction fees as listed in this brochure.

- Seniors Card
- Disability Support (Blind)
- Carer Payment
- Department of Veterans' Affairs (DVA)
- Age Pension
- Disability Support
- Carer Allowance
- Companion Card

The accompanying companion/carer of a Companion Card holder is entitled to free entry when entering an attraction or venue where 'per person' fees apply. This also applies to camping fees.

Fee waivers and reductions

Community groups travelling on buses may be entitled to a reduction in fees so check with the local Parks and Wildlife office before you visit.

Organised outings for disabled groups, aged and infirm groups or education and study groups accompanied by their carers may be eligible for an entry fee waiver. Requests for consideration of fee waivers can be made to the Park Pass Coordinator, Locked Bag 104, Bentley Delivery Centre, WA 6983, at park.passes@dpaw.wa.gov.au or **(08) 9334 0240**.

Holders of recreational fishing licences may enter a park at no charge if entering for the purpose of the licence.

Commercial operations in parks

A current Commercial Operations Licence is required to conduct commercial operations within parks managed by the Department of Parks and Wildlife. The fees that apply are listed in the **Commercial Operator Handbook**.

Enquiries about licences and fees should be directed to the Licensing Unit at licensing@dpaw.wa.gov.au or on **(08) 9219 9978**.

All fees in this brochure may be subject to change without notice. All fees collected are retained by the department to assist in conservation and park management, including the improvement of visitor services and facilities.



Above: Stirling Range National Park. Photo - Tourism WA