

Department of
Parks and Wildlife



John Forrest National Park guide

Originally declared as a conservation reserve in 1898, John Forrest National Park is WA's oldest national park. It became John Forrest National Park in 1947, in honour of the famous explorer and statesman, Sir John Forrest, who was Premier of Western Australia between 1890 and 1901.

The visitor area contains barbecue and picnic facilities, and cultivated gardens of native plants. The rest of the park is home to a variety of plant communities and wildlife.

Several trails run through various parts of the park, including the Railway Heritage Trail, which follows the alignment of the old railway line to York. Visitors can walk through the only historical railway tunnel in WA – the Swan View Tunnel. The Eagle View Walk Trail is a 15km bushwalking circuit that leads to some of the park's less explored areas.

There are outstanding views of Perth and the Swan Coastal Plain from the lookout point on the scenic drive. The park also offers a wide variety of attractions and facilities that make it a popular venue for families and groups.

Surrounding the centrally located ranger's office are rock gardens that lead down to Jane Brook, built by sustenance workers during the Great Depression of the 1930s. The brook has been dammed to create a pleasant pool area, but the water is untreated and swimming is not allowed. Picnic areas and barbecue facilities are provided nearby. Shelters are also provided to allow visitors to enjoy the surrounds all year round.

Entry fees

Entry fees apply.

Facilities

- Electric and gas barbecues (no fires allowed at any time)
- Toilets

Universal access

John Forrest National Park is very well equipped for people in wheelchairs. There are disabled parking bays as well as an accessible toilet and picnic areas. For more detailed information on access, please visit the Access WA website at www.accesswa.com.au.

How to get there

John Forrest National Park is about 30 minutes from Perth. Leave Perth on the Great Eastern Highway. The park lies to the north of the highway and is well signposted. There are three entrances off the highway.

Note: The scenic drive gates on Park Road are locked by 4pm daily. The two other exits onto Great Eastern Highway remain open (as indicated on the map).

Best time to visit

Autumn, winter and spring.

What to do

- Bushwalking
- Mountain bike riding (on approved trails only)
- Picnicking
- Wildlife observation – western grey kangaroos are commonly seen around the picnic areas early morning and late afternoon. The park has 10 species of native mammal (one declared rare), 91 species of bird (two considered to be in need of special protection), 23 species of reptile and 10 species of frog.
- Photography
- Visit Hovea and National Park falls


Walk and cycle trails

- The Railway Reserve Heritage Trail runs through the park for walkers and cyclists to enjoy.

Major features of the Railway Reserve Heritage Trail include:

- Picnic area to National Park Falls is an easy 2km return walk
- Picnic area to Swan View Tunnel is an easy 5km return walk
- Picnic area to Hovea Falls is an easy 2km return walk.
- The Eagle View Walk Trail is a 15km loop trail. It is a challenging walk that has rewarding views.





Department of
Parks and Wildlife



Fires

No fires are allowed in the park.

Important note: The park may be closed at short notice due to fire risk or other emergency conditions.

Visitor safety


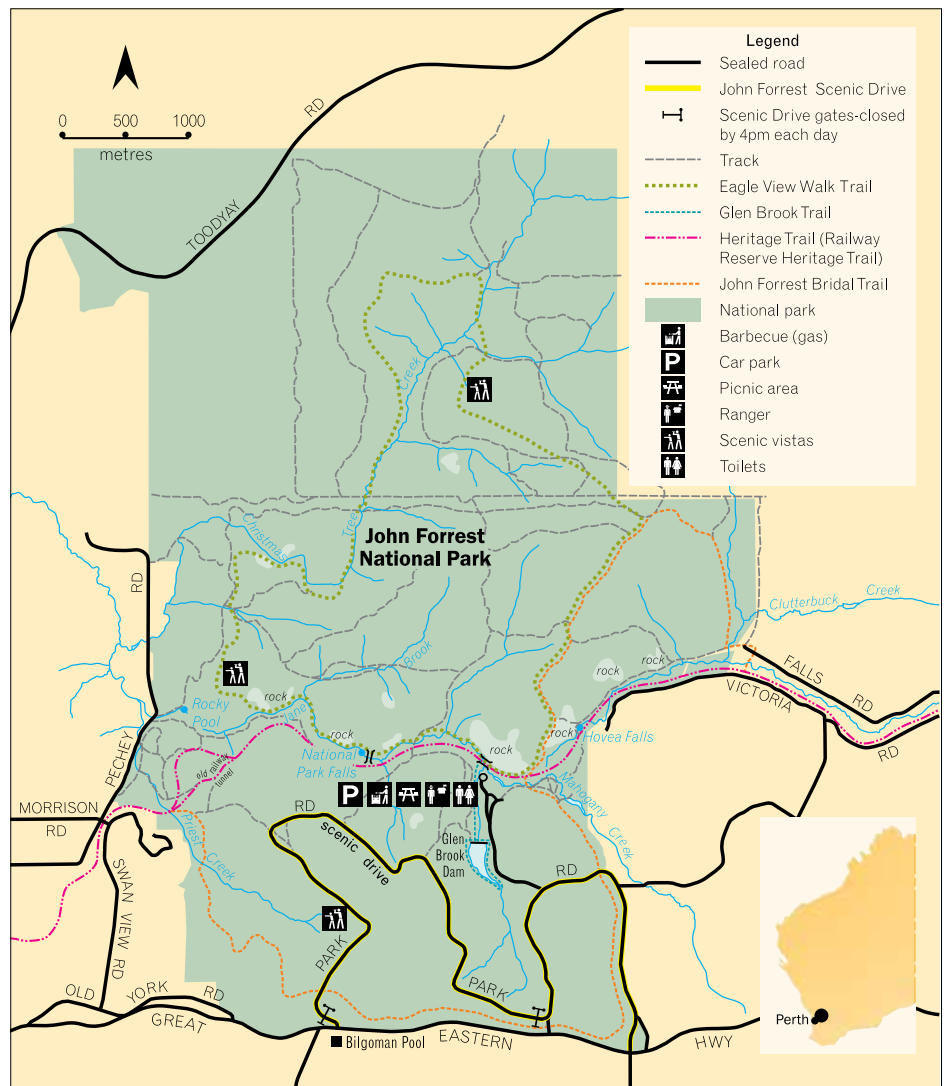
- Stay on tracks and paths.
- Remember that your safety in natural areas is our concern but your responsibility.
- The park contains waterfalls and risk areas – use caution and follow all signage.

Caring for the park

- Please do not feed the native animals.
- Pets are not allowed in the park.
- Taking flora and fauna is prohibited.
- All Aboriginal sites in Western Australia are protected by law. Leave artefacts where you find them.

Stay on the road

Public vehicle access is permitted only on the sealed roads leading off Great Eastern Highway. By staying on these roads you will be making an important contribution towards stopping the spread of dieback disease. Normal road rules apply. Mountain bikes may only be ridden on approved management tracks – they cannot be ridden on walk trails, including the Eagle View Walk Trail.



Department of Parks and Wildlife

Perth Hills District
275 Allen Road
Mundaring WA 6073
Ph: (08) 9290 6100

www.dpaw.wa.gov.au



Department of
Parks and Wildlife

